


# Visual Preference Survey Results

## ARCHITECTURE IMAGE SAMPLES




IN FAVOR      NEUTRAL      OPPOSED TO



Total number of surveys collected 96  
 "In Favor" 60, "Neutral" 17, "Opposed To" 19  
 Most popular answer "In Favor" 75.9%




IN FAVOR      NEUTRAL      OPPOSED TO



Total number of surveys collected 96  
 "In Favor" 40, "Neutral" 37, "Opposed To" 20  
 Most popular answer "In Favor" 66.7%




IN FAVOR      NEUTRAL      OPPOSED TO



Total number of surveys collected 98  
 "In Favor" 65, "Neutral" 25, "Opposed To" 8  
 Most popular answer "In Favor" 89.0%



IN FAVOR      NEUTRAL      OPPOSED TO



Total number of surveys collected 97  
 "In Favor" 18, "Neutral" 18, "Opposed To" 61  
 Most popular answer "Opposed To" 77.2%




IN FAVOR      NEUTRAL      OPPOSED TO



Total number of surveys collected 98  
 "In Favor" 49, "Neutral" 10, "Opposed To" 39  
 Most popular answer "In Favor" 55.7%



IN FAVOR      NEUTRAL      OPPOSED TO



Total number of surveys collected 96  
 "In Favor" 1, "Neutral" 19, "Opposed To" 76  
 Most popular answer "Opposed To" 98.7%


\*The percentage of most popular answer was calculated based on the sum of In Favor and Opposed survey results.

# Visual Preference Survey Results

## LANDSCAPE IMAGE SAMPLES




IN FAVOR      NEUTRAL      OPPOSED TO



Total number of surveys collected 97  
 "In Favor" 77, "Neutral" 17, "Opposed To" 3  
 Most popular answer "In Favor" 96.3%




IN FAVOR      NEUTRAL      OPPOSED TO




Total number of surveys collected 95  
 "In Favor" 30, "Neutral" 16, "Opposed To" 49  
 Most popular answer "Opposed To" 62.0%



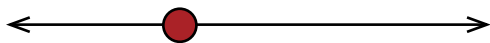
IN FAVOR      NEUTRAL      OPPOSED TO




Total number of surveys collected 96  
 "In Favor" 62, "Neutral" 30, "Opposed To" 4  
 Most popular answer "In Favor" 93.9%



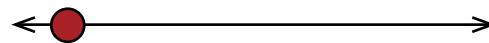
IN FAVOR      NEUTRAL      OPPOSED TO



Total number of surveys collected 98  
 "In Favor" 42, "Neutral" 24, "Opposed To" 32  
 Most popular answer "In Favor" 56.8%



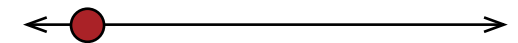
IN FAVOR      NEUTRAL      OPPOSED TO



Total number of surveys collected 97  
 "In Favor" 59, "Neutral" 32, "Opposed To" 6  
 Most popular answer "In Favor" 90.8%



IN FAVOR      NEUTRAL      OPPOSED TO



Total number of surveys collected 97  
 "In Favor" 59, "Neutral" 28, "Opposed To" 10  
 Most popular answer "In Favor" 85.5%

\*The percentage of most popular answer was calculated based on the sum of In Favor and Opposed survey results.

# Visual Preference Survey Results

## PARK IMAGE SAMPLES




IN FAVOR      NEUTRAL      OPPOSED TO



Total number of surveys collected 94  
 "In Favor" 21, "Neutral" 39, "Opposed To" 34  
 Most popular answer "Neutral"




IN FAVOR      NEUTRAL      OPPOSED TO




Total number of surveys collected 95  
 "In Favor" 58, "Neutral" 29, "Opposed To" 8  
 Most popular answer "In Favor" 87.9%




IN FAVOR      NEUTRAL      OPPOSED TO



Total number of surveys collected 95  
 "In Favor" 70, "Neutral" 20, "Opposed To" 5  
 Most popular answer "In Favor" 93.3%




IN FAVOR      NEUTRAL      OPPOSED TO



Total number of surveys collected 97  
 "In Favor" 72, "Neutral" 19, "Opposed To" 7  
 Most popular answer "In Favor" 88.9%




IN FAVOR      NEUTRAL      OPPOSED TO



Total number of surveys collected 96  
 "In Favor" 70, "Neutral" 19, "Opposed To" 7  
 Most popular answer "In Favor" 90.9%



IN FAVOR      NEUTRAL      OPPOSED TO



Total number of surveys collected 98  
 "In Favor" 3, "Neutral" 12, "Opposed To" 83  
 Most popular answer "Opposed To" 96.5%


\*The percentage of most popular answer was calculated based on the sum of In Favor and Opposed survey results.

# Visual Preference Survey Results

## PARKING IMAGE SAMPLES



IN FAVOR      NEUTRAL      OPPOSED TO



Total number of surveys collected 92  
 "In Favor" 37, "Neutral" 30, "Opposed To" 25  
 Most popular answer "In Favor" 59.7%




IN FAVOR      NEUTRAL      OPPOSED TO



Total number of surveys collected 92  
 "In Favor" 34, "Neutral" 35, "Opposed To" 23  
 Most popular answers "Neutral"



IN FAVOR      NEUTRAL      OPPOSED TO



Total number of surveys collected 93  
 "In Favor" 34, "Neutral" 22, "Opposed To" 37  
 Most popular answer "Opposed To" 52.1%



IN FAVOR      NEUTRAL      OPPOSED TO



Total number of surveys collected 94  
 "In Favor" 26, "Neutral" 13, "Opposed To" 55  
 Most popular answer "Opposed To" 67.9%



IN FAVOR      NEUTRAL      OPPOSED TO



Total number of surveys collected 95  
 "In Favor" 11, "Neutral" 33, "Opposed To" 51  
 Most popular answer "Opposed To" 82.3%



IN FAVOR      NEUTRAL      OPPOSED TO



Total number of surveys collected 95  
 "In Favor" 39, "Neutral" 42, "Opposed To" 14  
 Most popular answer "Neutral"


\*The percentage of most popular answer was calculated based on the sum of In Favor and Opposed survey results.

# Visual Preference Survey Results

## RETAIL IMAGE SAMPLES




IN FAVOR      NEUTRAL      OPPOSED TO



Total number of surveys collected 97  
 "In Favor" 82, "Neutral" 12, "Opposed To" 3  
 Most popular answer "In Favor" 96.5%




IN FAVOR      NEUTRAL      OPPOSED TO



Total number of surveys collected 96  
 "In Favor" 8, "Neutral" 19, "Opposed To" 69  
 Most popular answer "Opposed To" 89.6%



IN FAVOR      NEUTRAL      OPPOSED TO



Total number of surveys collected 95  
 "In Favor" 24, "Neutral" 17, "Opposed To" 53  
 Most popular answer "Opposed To" 68.8%




IN FAVOR      NEUTRAL      OPPOSED TO



Total number of surveys collected 94  
 "In Favor" 21, "Neutral" 37, "Opposed To" 36  
 Most popular answer "Neutral"




IN FAVOR      NEUTRAL      OPPOSED TO



Total number of surveys collected 95  
 "In Favor" 54, "Neutral" 30, "Opposed To" 11  
 Most popular answer "In Favor" 83.1%



IN FAVOR      NEUTRAL      OPPOSED TO



Total number of surveys collected 94  
 "In Favor" 7, "Neutral" 12, "Opposed To" 75  
 Most popular answer "Opposed To" 98.7%

\*The percentage of most popular answer was calculated based on the sum of In Favor and Opposed survey results.

# Visual Preference Survey Results

## HOUSING IMAGE SAMPLES




IN FAVOR      NEUTRAL      OPPOSED TO



Total number of surveys collected 95  
 "In Favor" 31, "Neutral" 34, "Opposed To" 30  
 Most popular answer "Neutral"




IN FAVOR      NEUTRAL      OPPOSED TO



Total number of surveys collected 95  
 "In Favor" 52, "Neutral" 26, "Opposed To" 17  
 Most popular answer "In Favor" 75.4%



IN FAVOR      NEUTRAL      OPPOSED TO



Total number of surveys collected 98  
 "In Favor" 47, "Neutral" 29, "Opposed To" 22  
 Most popular answer "In Favor" 68.1%




IN FAVOR      NEUTRAL      OPPOSED TO



Total number of surveys collected 97  
 "In Favor" 14 "Neutral" 50, "Opposed To" 33  
 Most popular answer "Neutral"




IN FAVOR      NEUTRAL      OPPOSED TO



Total number of surveys collected 98  
 "In Favor" 36 "Neutral" 29, "Opposed To" 33  
 Most popular answer "In Favor" 52.2%



IN FAVOR      NEUTRAL      OPPOSED TO



Total number of surveys collected 98  
 "In Favor" 47, "Neutral" 34, "Opposed To" 17  
 Most popular answer "In Favor" 73.4%

\*The percentage of most popular answer was calculated based on the sum of In Favor and Opposed survey results.